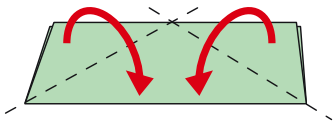
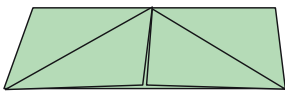


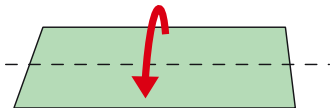
Palmebladet



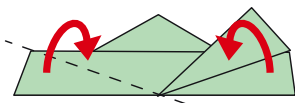
1. Fold servietten en gang ud til et rektangel, så den er åben foroven.



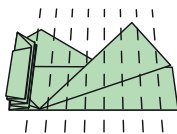
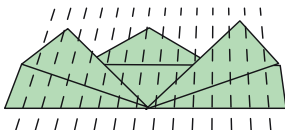
2. Fold de øverste hjørner ind mod midten, så de mødes.



3. Vend servietten.
Fold laget ned og fold de øverste hjørner op fra midten af servietten.



4. Vend servietten og siksak-fold den.
Start med at folde fra midten og ud til siderne i ensartede læg.



5. Bind et stykke farvet bånd om den foldede serviet og fold servietten ud.