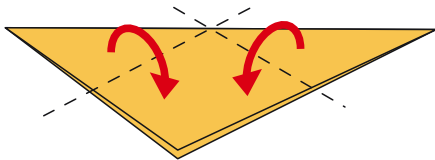
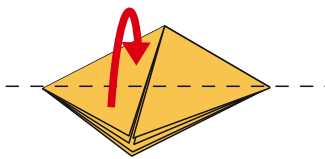


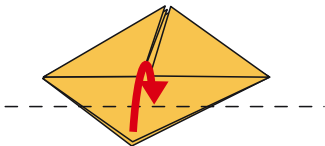
Fransk lilje



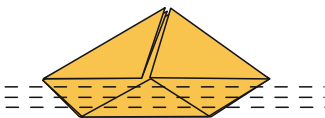
1. Åbn servietten helt og fold den sammen til en trekant.




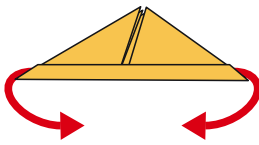
2. Fold hjørnerne ind mod midten, så de mødes.
Fold spidserne op.



3. Fold den nederste trekant op til midten.
Fold det nederste stykke i brede læg og fold lidt op over midten.



4. Buk de to yderste hjørner bagud og stik den ene snip ind i folderne på den anden, så servietten lukker sammen.



5. Stik spidserne ned i bundstykket.