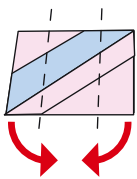
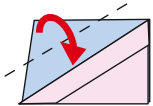
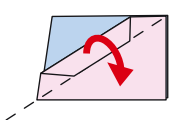
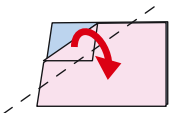
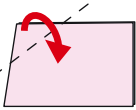
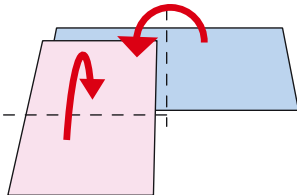


# Buffet



1. Læg to servietter sammen og fold dem over kors.

2. Bøj den øverste servietflig ned, så den anden farve kommer til syne.

3. Fold en gang til.

4. Fold endnu engang, så der dannes et bånd diagonalt over servietten.

5. Bøj hjørnet på den underste serviet ned og stik snippen ind under båndet, så der nu ligger to bånd diagonalt over servietten.

6. Fold servietten, så den ligger tredobbelt og lommerne låses fast.

7. Læg bestikket i lommerne.