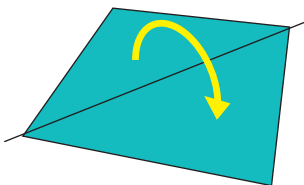
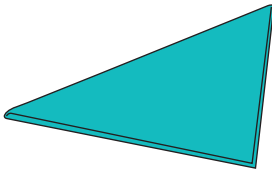


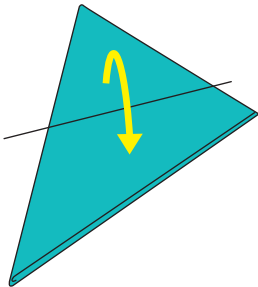
Den franske fold



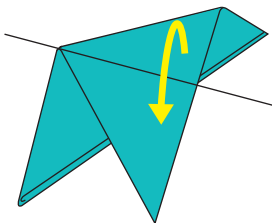
1. Læg servietten med undersiden opad.




2. Fold servietten diagonalt.



3. Drej servietten, så trekantens længste side peger mod venstre.



4. Fold det fjerneste hjørne ned mod dig selv, som vist på tegningen.



5. Fold herefter det øverste stykke ned sådan, at den franske fold ligger færdigt.